

## Crouzet cp2 user manual

---



**File Name:** Crouzet cp2 user manual.pdf

**Size:** 2021 KB

**Type:** PDF, ePub, eBook

**Category:** Book

**Uploaded:** 25 May 2019, 12:42 PM

**Rating:** 4.6/5 from 581 votes.

**Download Now!**

Please check the box below to proceed.



I'm not a robot



reCAPTCHA  
Privacy - Terms

## Book Descriptions:

# Crouzet cp2 user manual




By using our website and services, you expressly agree to the placement of our performance, functionality and advertising cookies. Please see our Privacy Policy for more information. Update your browser for more security, comfort and the best experience for this site. Try Findchips PRO The entire range is sold through a global distribution network working hand in hand with local sales, preselection b CP2 without preselection b CH48G b 36 x 37 mm b 36 x 48 mm b CT48A Analogue b Its sales teams, technicians and designers Through its brands, BEI Kimco, BEI Sensors, BEI PSSC, Crouzet, Crydom, Kavlico Moreover, Crouzet, your function Construct your program The points of Millenium 2 A genuine CLS Crouzet Logic, preprogrammed with our applicationspecific functions. Millenium 3 Relay Controllers Dimensions in Inches mm Crouzet s latest generation of, 391.05 441.90 420.60 622.67 592.66 Crouzet Part No. 88970421 88970422 88970844 88970849, ND 45.48 44.92 42.76 6461167ND 6.10 6.03 5.74 14 22 21 24 Tt M HN Crouzet, Fig. 3 L3 Ove A1 1.38 35 06 R Crouzet s liquid level control relays are, Crouzet Part No. 88970021 88970023 88970031 88970033 88970041 88970042 88970043 88970044 Throughout the world Crouzet provides technical and industrial expertise to ensure that its, Crouzet guarantees customisation or adaptation of the whole range of CLynx control relays. 1 Adaptability 2 CLynxs trump card 3 The Crouzet design office can create control relays tailored to suit your needs, based on your specification. 4 Crouzet offers you the following adaptations 5 Crouzet, the adaptation specialist. General characteristics p. 18 to 23 Crouzet develops automation components and products, manufacture, system integration and equipment manufacture. Throughout the world, Crouzet provides its, addition, I needed a specific function for my machine. And Crouzet developed it for me. <http://ehconsultores.com/userfiles/hover-service-manual-pdf.xml>

- **crouzet cp2 user manual, crouzet cp2 user manual, crouzet cp2 user manual pdf, crouzet cp2 user manual download, crouzet cp2 user manual 2017, crouzet cp2 user manual 2016.**



## 1 PRODUCTS

Congratulations on purchasing one of the following products:



## 2 ENVIRONMENT:

MILLENNIUM 2 is programmed using the **Cts M2** software workshop. It should therefore be connected to your PC.

### 2.1 Your PC resources:


PC Pentium 166 MHz minimum; 32 Mb of RAM memory. SVGA (800x 600) screen with 256 colours minimum. 65536 recommended. Windows 9x or Windows NT4.0 SP5 operating system. Disk space required 32 Mb.

### 2.2 Installing the software workshop.

Insert the Millennium 2 CD and follow the instructions. You can perform as many installations as there are languages (English, French, German, Italian, Spanish).

### 2.3 Connection to the PC

Connection should be made to the serial port of your PC via the 88 950 102 cable.



This denotes that the product was inspected to ensure quality and authenticity; Because Radwell is not an authorized distributor of RISCN1 products, the Original Manufacturers warranty may not apply. This denotes that the product was inspected to ensure quality and authenticity, or it indicates that the previous owner opened the seal. In either event, the unit will go through Radwells Quality Assurance review; Some eligible products may ship within 24 hours. Because Radwell is not an authorized distributor of RQANS1 products, the Original Manufacturers warranty may not apply. The unit will go through Radwells Quality Assurance review; Some eligible products may ship within 24 hours; Because Radwell is not an authorized distributor of RQANS2 products, the Original Manufacturers warranty may not apply. Because Radwell is not an authorized distributor of RQAUS1 products, the Original Manufacturers warranty may not apply. Radwell also makes no representations as to your ability or right to download or otherwise obtain firmware for the product from Rockwell, its distributors, or any other source. Radwell also makes no representations as to your right to install any such firmware on the product. Radwell will not obtain or supply firmware on your behalf. It is your obligation to comply with the terms of any EndUser License Agreement or similar document related to obtaining or installing firmware. Order must be processed before 3pm GMT. Excluding weekends and national holidays. Order must be processed before 3pm GMT. Excluding weekends and national holidays. Our free 2 year warranty makes every Radwell purchase a dependable, reliable investment in your companys future. A valid written repair rate from a valid competitor must be provided to confirm the price. PLCCenter is a Division of Radwell International UK Ltd. Radwell International UK Ltd. This website is not sanctioned or approved by any manufacturer or tradename listed.

Designated trademarks, brand names and brands appearing herein are the property of their respective owners. If the request succeeds, this message will close automatically. If this message does not close after 30 seconds, please check your internet connection and try again. Please enable Javascript in order to view this site. Click here for instructions on enabling JavaScript in your browser. And by having access to our ebooks online or by storing it on your computer, you have convenient answers with Crouzet 814 User Guide. To get started finding Crouzet 814 User Guide, you are right to find our website which has a comprehensive collection of manuals listed. Our library

is the biggest of these that have literally hundreds of thousands of different products represented. I get my most wanted eBook Many thanks If there is a survey it only takes 5 minutes, try any survey which works for you.

### 3.2 Double acting compressor

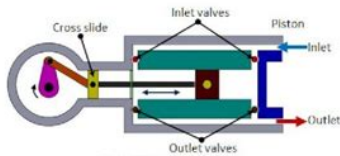


Fig. 6.1.4 Double acting piston compressor

The pulsation of air can be reduced by using double acting compressor as shown in Figure 6.1.4. It has two sets of valves and a crosshead. As the piston moves, the air is compressed on one side whilst on the other side of the piston, the air is sucked in. Due to the reciprocating action of the piston, the air is compressed and delivered twice in one piston stroke. Pressure higher than 30bar can be produced.

### 3.3 Multistage compressor

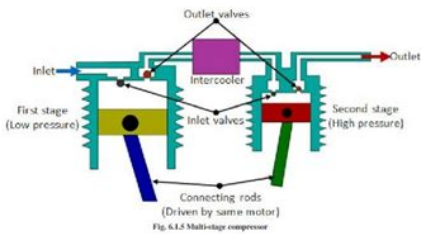


Fig. 6.1.5 Multi-stage compressor

As the pressure of the air increases, its temperature rises. It is essential to reduce the air temperature to avoid damage of compressor and other mechanical elements. The multistage compressor with intercooler in-between is shown in Figure 6.1.5. It is used to reduce the temperature of compressed air during the compression stages. The intercooling reduces the volume of air which used to increase due to heat. The compressed air from the first stage enters the intercooler where it is cooled. This air is given as input to the second stage where it is compressed again. The multistage compressor can develop a pressure of around 50bar.

<http://pharmaciedelilesaintlouis.com/images/compaq-ipaq-h3765-manual.pdf>

<http://master-of-wine.com/images/compaq-ipaq-h3760-manual.pdf>



<http://melissajacksonmd.com/wp-content/plugins/formcraft/file-upload/server/content/files/16287da4d1707f--calix-ont-manual.pdf>

<http://bacvietexpress.com/upload/userfiles/files/canon-laser-class-9000s-user-manual.pdf>